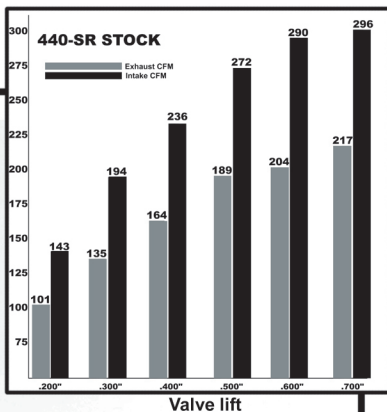



WEDGE

440-SR



770 HP Potential



ANSWERS TO COMMON SR QUESTIONS

- Uses stock sheet metal valley pan with 1/2" end rail spacer or Indy valley plate (#440-06 or 400-6)
- Uses 440-10 external oil line kit.
- Installation kit available (440-9, 440-10, 440-16).
- Assembled heads come with hydraulic, solid, or roller springs good up to .650" lift.
- Recommended 10 degree locks for solid or roller cam.
- Customer must supply cam specs.
- Machined for stock rocker shafts.
- Uses any aftermarket adjustable rocker from stock type head (906, 452 etc.)
- Indy's roller rocker kit (440-SR 1.5 or 1.6 ratio)
- Stock 440 exhaust bolt pattern (raised exhaust port may need custom headers).
- Accessory holes in stock location.
- Intake port volume 265cc.
- Intake volume is 65cc bigger than stock heads.
- Exhaust port volume 106cc.
- Intake valve diameter 2.19" - 5.344" overall length.
- Exhaust valve diameter 1.81" - 5.370" overall length.
- 75cc combustion chamber volume (heart shaped).
- Flat mill .006" per combustion chamber cc.
- Can be milled to 62cc.
- 2" spring height, spring seats 1.550", can cut 1.625".
- Can port match to Max Wedge intake size.
- Head gasket: Fel-Pro #1009.
- Head bolts: Manley # 440-16.
- Head studs: ARP # 440-17.
- Valve guides 11/32 solid bronze.
- 3/4 reach gasket seat spark plugs.
- Champion C57CX (cold) to C63CX (hot).
- All aftermarket intakes fit (modify to Max Wedge)
- Head bolt torque 70 ft. lbs.

The best, most cost effective choice for the performance minded Chrysler enthusiast just got better. It now features a new, more efficient heart shaped chamber. Convert your stock iron head to the 440-SR and your intake, rocker shafts, rocker arms, valve covers, pistons(either dome or flat top) will work.

The 440-SR is the most versatile head Indy has to offer. It is a true bolt on 60 to 75 HP increase in stock form. Even a fully ported stock iron head is not as good as a stock 440-SR. The use of the 440-SR ranges from a daily driver to a 670 HP 500" cid on pump gas (with heads in fully ported form with the 440-1 Max Wedge intake port opening). The 440-SR also makes a perfect replacement power upgrade head for bracket cars.

LONG VALVE DESIGN - FEEL THE POWER

- Rocker shaft torque 25 to 30 ft. lbs.
- 440-SR heads with Indy valves, no block or head milling, use the following pushrod lengths:
 - RB solid 9.750" -B solid 9.000"
 - RB hydraulic 9.500" -RB hydraulic 8.750"
- Roller cam pushrod length must be checked
- Best engine range 383" to 500"

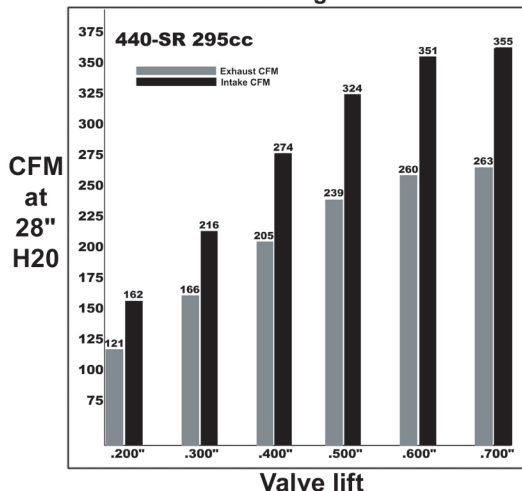


Heart Shaped Chamber



440-SR CNC 295cc Intake Runner

Full CNC Porting 440-SR 295cc



Call: 317-862-3724 Fax: 317-862-6300 Web: indyheads.com Email: techline@indyheads.com

Hemi is a trademark of the Chrysler Corporation and is used for identification purposes only

Not legal for use or sale on pollution controlled vehicles